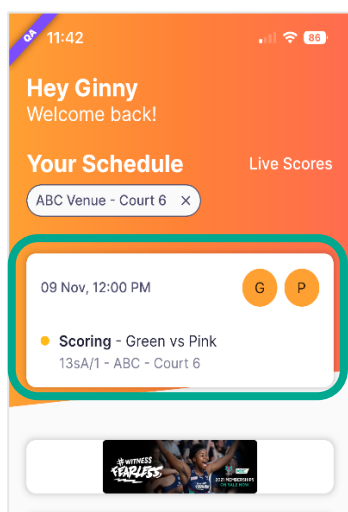


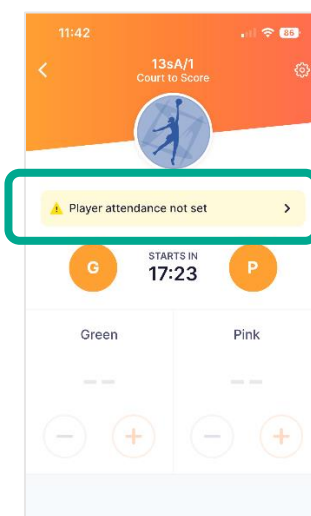


LIVE SCORING AT WAVERLEY NIGHT NETBALL ASSOCIATION INC.

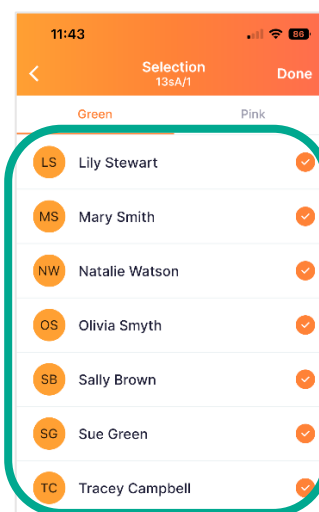
Scorer clicks the 'Scorecard' for their game.



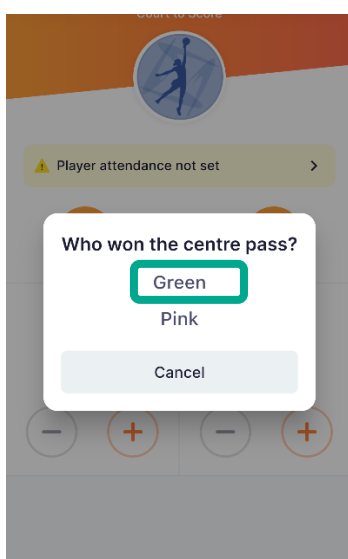
Click Player Attendance to mark players playing the game. Notice the timer – this game begins in 17:23, the timer continues to countdown until scheduled game time.



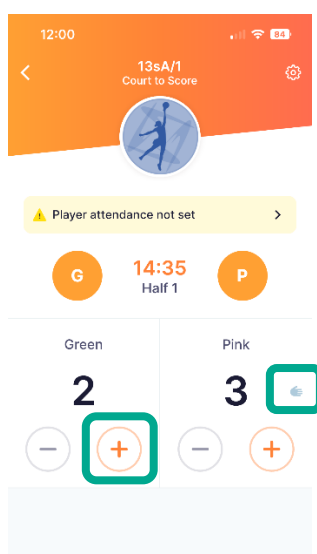
Player Attendance - Select players playing the game. This information will be used for player qualifications for finals. Select Add Player to add a fill-in (must have current registration).



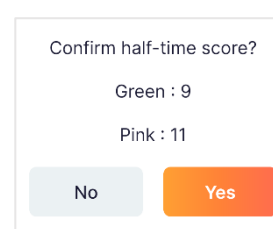
Once game time begins, a popup for the centre pass appears. Select the first named team.



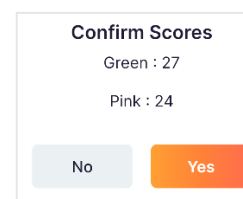
When a goal is scored select '+'. A score can be removed by selecting '-'. Notice the little hand indicating the centre pass.



At half time a popup appears to confirm scores. If adjustments are required click 'no', add or minus the score as required.



Continue to score the remainder of the game. At the end of the game final popup appears to confirm scores. Click Yes and you are done.



The first named team is responsible for the iPad.
At the end of the game please hand it over to the next game's scorer or return it to reception.
Do not leave the iPad unattended at the score bench for the next game.
The official score is the iPad score.